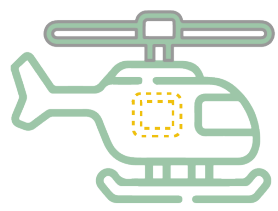


What is ERPsim?

ERPsim is a business simulation running on a live SAP S/4HANA system. Played in teams of 3 to 5, participants compete in a simulated marketplace or field of operations, where they strive for operational excellence and beat their competitors. Using SAP Fiori transactions, real-time analytics and optional machine learning, players experience realistic end-to-end enterprise processes and the impacts of their decisions on business or field outcomes.

Effective with executive stakeholders, project teams and end users, ERPsim does not require any prior SAP knowledge and comes with embedded step-by-step help. Whether assessing the latest SAP solutions, planning an implementation, or to motivate your teams, ERPsim provides focus and alignment to your digital transformation.



The Defense & Security Simulation

The Defense and Security (D&S) scenario allows participants to get hands-on experience with core business processes that are part of the SAP D&S Industry Solution as well as a realistic overview of the basic concepts of SAP to its participants in a Defense and Security context.

During the simulation, players will have to find ways of adapting their strategies according to the progress of a natural disaster, a hurricane, and the needs of the various geographical regions affected. Working alongside other teams, players must plan for, transport and provide the affected population with pre-constructed “relief kits”, a compilation of products and services necessary to prepare for and manage the effects of the disaster. Each team is responsible for handling all sorts of tasks: disaster relief pre-planning, procurement of products and services, logistics of allocating relief kits, maintaining transport vehicles, and managing a budget.

The teams start this simulation with a planning phase, where they focus their efforts on determining what their relief kits will be comprised of and in which geographical region they will begin allocating these kits. As the simulation progresses, teams will need to ensure that their kits meet the evolving demand of the community and that their transport vehicles are maintained and able to allocate the kits as demand varies. All while monitoring managing budget spending.

The simulation is divided into four rounds of 10 virtual days each, with each day lasting 2 minutes in real time. In the first round, teams are introduced to the force planning, and fund management process. In the second round they are introduced to the concepts of procurement and asset maintenance, in the third round they are introduced to the concept of logistics and in the fourth round they are introduced to machine learning. They are also responsible for developing their entire disaster relief plan and procuring the necessary inventory to satisfy this plan, all while the situation is evolving from an active disaster to the aftermaths of the crisis.

Capability-based planning and force management, deployments, funds management, asset maintenance, field allocation/spend, procurement, program effectiveness and mission readiness are the processes highlighted in this scenario. The scenario can be customized with different master data to reflect other types of deployments in the field.

Target Audience

The target audiences for the Defense and Security simulation include all users who need SAP-related information to accomplish their mission. From logistics planning and execution, personnel deployment, asset maintenance, procurement and finance. No prior knowledge of SAP is required as ERPsim provides a learning environment where players learn to use SAP transactions and analytics to achieve outcomes in the field.

Technical Requirements


ERPsim is completely web-based, so there is no software installation or configuration required. The simulations can also be played on site or remotely where all the participants are connected through a conferencing software that has a breakout room feature, such as Zoom, Microsoft Teams or WebEx.

An ideal session consists of 10 to 25 participants, supervised by at least 1 certified instructor. For larger groups, more instructors can be brought in, or coaches can be trained.

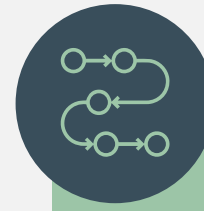
To participate in the simulation, participants need only access an internet browser on their PC, laptop and other electronic devices, with the latest versions of Google Chrome, Microsoft Edge or Safari.

The simulation runs on SAP S/4HANA and the SAP Business Technology Platform, used by companies all over the world.

Objectives and Goals



ERPsim provides an authentic business experience. Participants learn more than the points and clicks of SAP transactions: they see how information flows, process collaboration and the intelligent use of technology



ERPsim is a holistic learning environment comparable to a flight simulator. By accelerating time, fostering competition and simulating interactions with business partners, ERPsim provides an engaging experience that makes it stand out from typical system demos or training.



ERPsim showcases the latest SAP technology, from user interfaces, cloud integration, real-time analytics and machine learning. It accelerates the technology discovery process, and allows organizations to test out innovations.

Defense & Security Agenda

Minimum time estimated:
4 to 4.5 hours

In this scenario, it is recommended to do a minimum of 4 rounds of 20 minutes

It is sometimes useful to do a "Round 0" if your audience is less familiar with the processes showcased, and then restart a fresh game after.

This simulation can be completed over a half day and also up to 2 days.

Agenda

- 20 min. Overview and Instructions
- 20 min. System Intro (login, short navigation, etc.) and R1 processes and concepts
- 20 min. Play R1
- 20 min. Short debrief of R1 and introduction to R2 processes and concepts
- 20 min. Play R2
- 30 min. Break, Short debrief of R2 and introduction to R3 processes and concepts
- 20 min. Play R3
- 20 min. Short debrief of R3 and introduction to R4 processes and concepts
- 20 min. Play R4
- 20 min. Final Debrief

